

Imagine Your Dreamspace®




DREAMSPACE®
Patio Enclosures

Flexible space that adapts to your changing lifestyle!

Now you can create affordable and flexible living space that adapts to your changing lifestyle with a Dreamspace® Patio Enclosure, the 24-Hour Room™!

Visualize escaping to your favorite vacation spot without leaving your home, or having a safe place for your children to play during the day, that turns into an entertainment center at night. Or, you might want to use your Dreamspace® to simply unwind after a long day! The possibilities for adding flexible space while enriching your life are only limited by your imagination.



Cathedral Roof Style



Wall System Features

Energy-efficient all-season Dreamspace® Patio Enclosures feature a three-inch thick wall system with thermally-enhanced structural frames for added strength and durability.



Radius All-Season Post



Beveled 3-Season Post

A three-inch wall system for three-season use is also available.

Enjoy our Max Glass design for maximum daylight and viewing area.

Roof Features

Our three-inch roof system with Aluminum I-Beam Roof Mullions is thermally-enhanced to inhibit the transfer of heat and cold, enabling you to utilize your new Dreamspace® throughout the year. For increased insulating value, consider our six-inch roof system (at right).



Our *Enhanced Roof Panels* enable you to add shingles to the roof of your sunroom, creating an aesthetically pleasing transition between the enclosure and house roof (at left).



Built for long-lasting performance

Customize your DreamspacE® Patio Enclosure to the exact size and options that fit your needs, lifestyle and of course, budget. Or, choose from one of six Marquee and nine Cathedral standard-size rooms. Flexible and beautiful living space is ready and waiting to bring your dream to life.



Capture the distinct textured look of decorative glass in an insulating glass unit with our optional DreamGlas® Gallery Collection (see Marquee Room below). Select from Jewel Cut, Color and Came styles.

*Marquee
Roof Style*



Sliding Patio Door Features



Our Fully Fusion-Welded Vinyl Patio Door features a Monorail Track Design and Anti-Racking System enabling the door to glide smoothly.

Jamming screens are not an issue with our heavy-duty hanging screen featuring Accu-Track Anti-Racking technology.

The Dual-Point Grappling Hook Lock increases security by drawing the sash tight to the door frame.



Slider Window Features



You will also enjoy advanced features with the Vinyl Slider Window System, including Removable Track Liners for easy cleaning.

Warm-Edge Technology reduces condensation and seal failures, making your new DreamspacE® Patio Enclosure a comfortable living space for all your family activities.



Self-aligning, Dual Tandem Brass Rollers glide along a mono-rail track for smooth, easy sash operation.

Removable window sashes provide quick screen room conversion and maximum ventilation.

Optional Window Styles: Add an elegant bay window, double hungs or casements to your sunroom.

Maintenance-Free Grids in colonial and prairie patterns add a special touch to the appearance of your DreamspacE® Patio Enclosure.



The 24-Hour Room™

Most patio enclosure/sunroom companies label their rooms by the number of seasons you can utilize the room. In addition to thinking about what seasons of the year you want to use your new space, you also need to think about...

What time of day do I want to use my sunroom?

*The unanimous answer...
any time of day!*

Many patio enclosures and sunrooms on the market are constructed of single pane glass. Single pane glass has a very low R-Value of 1. This causes your sunroom to be cold in the morning when temperatures are lower. As temperatures rise during the day, the warm air from outside conducts through the single pane glass, which can make your sunroom uncomfortably warm during the afternoon hours.




The Dreamspace® 24-Hour Room™ has options available that enable you to use your room any time of day...morning, noon or night!

All Dreamspace® Patio Enclosures models are standard with dual-pane insulating glass and Warm-Edge Technology, increasing the insulating value of your sunroom's windows and sliding glass doors by 200%.

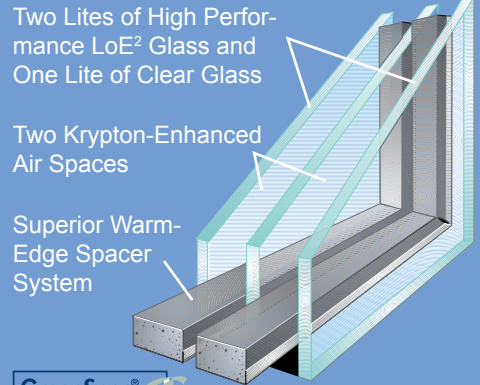
Dreamspace® offers two optional insulating glass packages constructed of Low-Emissivity (LoE²) Glass turning your Dreamspace® Patio Enclosure into the 24-Hour Room.™



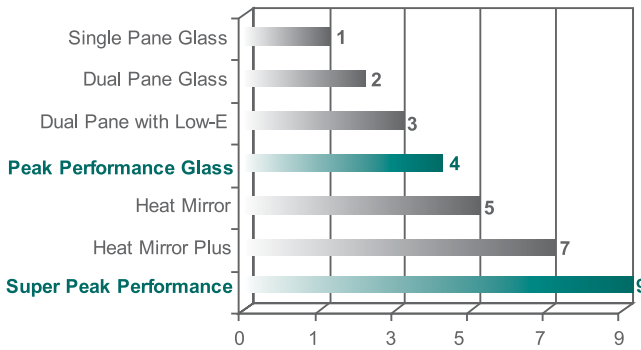
- As shown in the diagram at left, LoE²:
- (1) Allows natural light to freely enter your Dreamspace® Patio Enclosure.
 - (2) During winter months, LoE² glass reflects heated air back into the Dreamspace® keeping it warm while lowering heating costs.
 - (3) In the summer, LoE² glass reflects the warm air outdoors back outside, lowering your Dreamspace® cooling costs.



Super Peak Performance™ Glass



Center of Glass R-Value



The higher the R-Value, the better the insulating value and energy saving performance of the glass in your Dreamspace®.

Dreamspace® Patio Enclosures and Sunrooms are constructed with Thermal Industries Windows, which are NFRC tested and certified. We offer a wide variety of insulating glass packages that help qualify our windows and patio doors for the ENERGY STAR® LABEL.



Charter Member

So many ways to enjoy your new space...



DreamspacE® Patio Enclosure Styles:



Cathedral Style



Marquee Style



Convert Existing Screen Rooms/Patios

DreamspacE® Patio Enclosure Advantages:

- ✓ Available in All-Season and 3-Season Systems
- ✓ Standard & Custom designs
- ✓ White and Earthtone Colors
- ✓ Max Glass designs
- ✓ Thermally-enhanced roof system
- ✓ 6" roof (option)
- ✓ Shingle-Ready Roof Panels (option)
- ✓ Enhanced Insulating Glass packages (option)
- ✓ Maintenance-Free Grids (option)
- ✓ DreamGlas® decorative glass (option)
- ✓ Optional window styles including double hung, casement, bay, kick panels, trapezoid shapes or rectangular transoms
- ✓ Concealed, electric-ready wall and roof (option)
- ✓ Fixed or operable skylights (option)
- ✓ Insulating floor systems (option)
- ✓ Components meet International Building Code (IBC) standards

The Greener Choice™

Greener Choice™ is a term we use to describe features and benefits of our products that are environmentally-friendly.

- ✓ **Energy Efficient Glass Package Options**
Improve the comfort of your DreamspacE®, while saving money on heating and cooling bills. They are also better for the environment because they lower your carbon footprint.

- ✓ **Recyclable Components**
Our manufacturing processes blend environmental sensitivity with high-quality finished products. We recycle our vinyl, glass and aluminum scrap, often selling it to companies outside our industry. These materials provide our customers products with sustainable life spans, keeping them out of landfills.

Look for the Greener Choice™ Logo to identify these products and materials.



Note: Selection of appropriate DreamspacE® Patio Enclosure and Sunroom models and options should conform to any and all local building codes and ordinances.

DreamspacE® Patio Enclosures may be custom designed to your specific dimensions. Finished designs may vary from photographs shown.

 **Thermal Industries, Inc.**
A Division of Atrium

XL 117G • 06/11 • 15M
©Copyright 2011 Thermal Industries, Inc. • 5450 Second Avenue • Pittsburgh, PA 15207-1825

DreamspacE, Dream and DreamGlas are registered trademarks of Thermal Industries, Inc. Peak Performance, 24-Hour Room and Greener Choice are trademarks of Thermal Industries, Inc. The ENERGY STAR name and logo are registered US marks and owned by the United States Government.